Specifications

Mono

Outdoor unit model MHC-				V4W/D2N8-B	V6W/D2N8-B	V8W/D2N8-B	V10W/D2N8-B	V12W/D2N8-B	V14W/D2N8-B	V16W/D2N8-B	V12W/D2RN8-B	V14W/D2RN8-B	V16W/D2RN8-B
Power supply			V/Ph/Hz	220-240/1/50							380-415/3/50		
Heating[1]	Capacity		kW	4.20	6.35	8.40	10.0	12.1	14.5	15.9	12.1	14.5	15.9
	Rated input		kW	0.82	1.28	1.63	2.02	2.44	3.15	3.53	2.44	3.15	3.53
	COP			5.10	4.95	5.15	4.95	4.95	4.60	4.50	4.95	4.60	4.50
Heating[2]	Capacity		kW	4.30	6.30	8.10	10.0	12.3	14.1	16.0	12.3	14.1	16.0
	Rated input		kW	1.13	1.70	2.10	2.67	3.32	3.92	4.57	3.32	3.92	4.57
	COP			3.80	3.70	3.85	3.75	3.70	3.60	3.50	3.70	3.60	3.50
Heating[3]	Capacity		kW	4.40	6.00	7.50	9.50	11.9	13.8	16.0	11.9	13.8	16.0
	Rated input		kW	1.49	2.03	2.36	3.06	3.90	4.68	5.61	3.90	4.68	5.61
	COP			2.95	2.95	3.18	3.10	3.05	2.95	2.85	3.05	2.95	2.85
Cooling[4]	Capacity		kW	4.50	6.50	8.30	9.90	12.00	13.50	14.90	12.00	13.50	14.90
	Rated input		kW	0.82	1.35	1.64	2.18	3.04	3.75	4.38	3.04	3.75	4.38
	EER			5.50	4.80	5.05	4.55	3.95	3.60	3.40	3.95	3.60	3.40
Cooling[5]	Capacity		kW	4.70	7.00	7.45	8.20	11.5	12.4	14.0	11.5	12.4	14.0
	Rated input		kW	1.36	2.33	2.22	2.52	4.18	4.96	5.60	4.18	4.96	5.60
	EER			3.45	3.00	3.35	3.25	2.75	2.50	2.50	2.75	2.50	2.50
Seasonal space heating energy efficiency class[6]	Water outlet at 35℃		class	A+++									
	Water outlet at 55℃		class	A++									
Refrigerant	Type(GWP)			R32(675)									
	Charged volume		kg	1.40		1.40		1.75					
Sound power Level[7]			dB	55	58	59	60	65	65	68	65	65	68
Unit dimension (WxHxD)			mm	1295x792x429		1385x945x526							
Packing dimension (WxHxD)			mm	1375x965x475		1465x1120x560							
Net/Gross weight			kg	98/121		121/148		144/170			160/188		
Outdoor air temperature range	Cooling		℃	-5～43									
	Heating		℃	-25～35									
	DHW		℃	-25～43									
Water side heat exchanger				Plate type									
Water pump	Max. pump head		m	9									
Water side connection			mm	R1"		R5/4"							
Backup E-heater[8]	Standard mounted		kW	/									
	Optional		kW	3	3	3/9	3/9	3/9	3/9	3/9	3/9	3/9	3/9
	Capacity steps			1	1	1/3	1/3	1/3	1/3	1/3	1/3	1/3	1/3
	Power supply	3kW	V/Ph/Hz	220-240/1/50									
		9kW		380-415/3/50									
Water outlet temperature range	Cooling		℃	5～25									
	Heating		℃	25～65									
	DHW（tank）		℃	30～60									

Notes:
1. Evaporator air in 7℃, 85% R.H., Condenser water in/out 30/35℃
2. Evaporator air in 7℃, 85% R.H., Condenser water in/out 40/45℃
3. Evaporator air in 7℃, 85% R.H., Condenser water in/out 47/55℃
4. Condenser air in 35℃. Evaporator water in/out 23/18℃
5. Condenser air in 35℃. Evaporator water in/out 12/7℃
6. Seasonal space heating energy efficiency class testes in average climate general conditions.
7. Testing standard: EN12102-1.
8. Backup electric heater is built into all models.For three phase type backup electric heater, 3/6kW can be achieved by changing DIP switch when heat pump is equipped with 9kW.
9. Relevant EU standards and legislation: EN14511; EN14825; EN50564; EN12102; (EU) No 811/2013; (EU) No 813/2013; OJ 2014/C 207/02:2014.

Split

Outdoor unit model name MHA-				V4W/D2N8-B	V6W/D2N8-B	V8W/D2N8-B	V10W/D2N8-B	V12W/D2N8-B	V14W/D2N8-B	V16W/D2N8-B	V12W/D2RN8-B	V14W/D2RN8-B	V16W/D2RN8-B
Indoor unit model name				HB-A60/CGN8-B		HB-A100/CGN8-B		HB-A160/CGN8-B					
Heating[1]	Capacity		kW	4.25	6.20	8.30	10.0	12.1	14.5	16.0	12.1	14.5	16.0
	Rated input		kW	0.82	1.24	1.60	2.00	2.44	3.09	3.56	2.44	3.09	3.56
	COP			5.20	5.00	5.20	5.00	4.95	4.70	4.50	4.95	4.70	4.50
Heating[2]	Capacity		W	4.35	6.35	8.20	10.0	12.3	14.2	16.0	12.3	14.2	16.0
	Rated input		W	1.14	1.69	2.08	2.63	3.24	3.89	4.44	3.24	3.89	4.44
	COP			3.80	3.75	3.95	3.80	3.80	3.65	3.60	3.80	3.65	3.60
Heating[3]	Capacity		W	4.40	6.00	7.50	9.50	12.0	13.8	16.0	12.0	13.8	16.0
	Rated input		W	1.49	2.00	2.36	3.06	3.87	4.60	5.52	3.87	4.60	5.52
	COP			2.95	3.00	3.18	3.10	3.10	3.00	2.90	3.10	3.00	2.90
Cooling[4]	Capacity		W	4.50	6.55	8.40	10.00	12.00	13.50	14.90	12.00	13.50	14.90
	Rated input		W	0.81	1.34	1.66	2.08	3.00	3.75	4.38	3.00	3.75	4.38
	EER			5.55	4.90	5.05	4.80	4.00	3.60	3.40	4.00	3.60	3.40
Cooling[5]	Capacity		W	4.70	7.00	7.40	8.20	11.6	12.7	14.0	11.6	12.7	14.0
	Rated input		W	1.36	2.33	2.19	2.48	4.22	4.98	5.71	4.22	4.98	5.71
	EER			3.45	3.00	3.38	3.30	2.75	2.55	2.45	2.75	2.55	2.45
Seasonal space heating energy efficiency class[6]	Water outlet at 35℃		class	A+++									
	Water outlet at 55℃		class	A++									
OUTDOOR UNIT													
Power supply			V/Ph/Hz	220-240/1/50							380-415/3/50		
Refrigerant	Type(GWP)			R32(675)									
	Charged volume		kg	1.50		1.65		1.84					
Sound power Level[9]			dB(A)	56	58	59	60	64	65	68	64	65	68
Unit dimension (WxHxD)			mm	1008×712×426		1118×865×523							
Packing dimension (WxHxD)			mm	1065×800×485		1180×890×560							
Net/Gross weight			kg	58/64		77/88		96/110			112/125		
Outdoor air temperature range	Cooling		℃	-5~43									
	Heating		℃	-25~35									
	DHW		℃	-25~43									
INDOOR UNIT													
Unit dimension (WxHxD)			mm	420×790×270									
Packing dimension (WxHxD)			mm	525×1050×360									
Net/Gross weight			kg	37/43				39/45					
Water pump	Max. pump head		m	9									
Backup E-heater[9]	Standard mounted		kW	/									
	Optional		kW	3/9									
	Capacity steps			1/3									
	Power supply	3kW	V/Ph/Hz	220-240/1/50									
		9kW		380-415/3/50									
Water outlet temperature range	Cooling		℃	5~25									
	Heating		℃	25~65									
	DHW（tank）		℃	30~60									
Sound power level[8]			dB(A)	38	38	42	42	43	43	43	43	43	43

Notes:
1. Evaporator air in 7℃, 85% R.H., Condenser water in/out 30/35℃
2. Evaporator air in 7℃, 85% R.H., Condenser water in/out 40/45℃
3. Evaporator air in 7℃, 85% R.H., Condenser water in/out 47/55℃
4. Condenser air in 35℃. Evaporator water in/out 23/18℃
5. Condenser air in 35℃. Evaporator water in/out 12/7℃
6. Seasonal space heating energy eciency class testes in average climate general conditions.
7. Relevant EU standards and legislation: EN14511; EN14825; EN50564; EN12102; (EU) No 811/2013; (EU) No 813/2013; OJ 2014/C 207/02:2014
8. Testing standard: EN12102-1
9. For three phase type backup electric heater, 3/6kW can be achieved by changing DIP switch when hydronic box is equipped with 9kW.

Midea | MBT

ΑΓΗΝΩΡ Α.Ε.
ΟΜΙΛΟΣ ΕΤΑΙΡΙΩΝ ΤΟΥΡΝΙΚΙΩΤΗ
ΓΕΝΙΚΟΙ ΑΝΤΙΠΡΟΣΩΠΟΙ

ΚΕΝΤΡΙΚΑ ΓΡΑΦΕΙΑ: Λ. ΑΘΗΝΩΝ 50 & ΣΠ. ΠΑΤΣΗ 8, 10441 ΑΘΗΝΑ
ΤΗΛ. ΚΕΝΤΡΟ: 210 5288888, FAX: 210 5225874
SERVICE: 210 5288834, clima.service.midea@ifg.gr
ΓΙΑ ΠΕΡΙΣΣΟΤΕΡΕΣ ΠΛΗΡΟΦΟΡΙΕΣ ΕΠΙΣΚΕΦΘΕΙΤΕ ΤΗ ΣΕΛΙΔΑ: www.mideacac.gr

Quality Assurance ISO 9001 · Environmental Management ISO 14001 · Occupational Health and Safety Assessment OHSAS 18001

Note: Product specifications change from time to time as product improvements and developments are released and may vary from those in this document.

Midea

Commercial Air Conditioners **2022**

M-Thermal Mono/Split A Series

EUROVENT CERTIFIED PERFORMANCE · DC Inverter · R32 · 65℃ · -25℃

R32 environmental refrigerant

- Higher heat transfer coefficient and better performance
- Less charged volume is needed in the system
- Less costs and easier to get R32
- Lower GWP and carbon emission (GWP: Global Warming Potential)

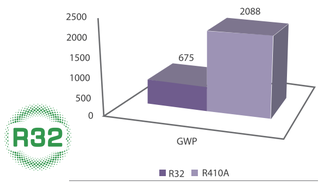

Inverter system design

All the units are equipped with DC compressor, DC fan motor, DC pump, which allows precise control of motor speed, ensuring that only the power necessary to perfectly match the real load is used and energy saving.



Powerful heating with high efficiency

- No capacity attenuation at -10℃ ambient temperature
- Operation range down to -25℃
- Maximum LWT reach 65℃
- Single point maximum COP 5.20
- SCOP 5.21, Energy efficiency level: A+++

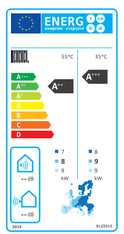

Structure innovation

- Single fan compact structure design for big capacity with lower noise
- 270mm thinnest size in industry for indoor unit, which is ideal transformation plan for gas burner and convenient for replacing

Single fan structure
Greatly reduces noise!

270mm
Thinnest!

Extremely silent

- Two level of silent mode provides more comfort
- Silent mode minimum sound power level 53dB

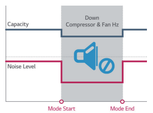

Multi-function wired controller and APP control

- Multiple languages meet customer needs
- Modbus protocol and network flexibility
- Maximum 6 units controlled by one controller and automatic addressing;available on 31 May, 2020
- Holiday away & Holiday home makes life convenient
- Built-in wifi module supports APP control

Through APP, user can

- Check the running state of heat pump, zone switch, operation mode and temperature.
- Set switch, operation mode and temperature of each zone
- Know energy consumption and energy-saving suggestion

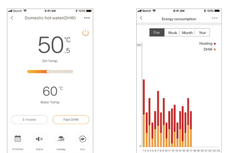

Smart Grid function

Heat pump adjusts the operation according to different electrical signals. Power consumption of the system can be automatically adjusted according to the peak and valley power to reduce the power consumption to the greatest extent

Climate curve function

Totally there are 32 climate correlation curves for choice and one custom curve is optional. Once the curve is selected, the unit set the outlet water temperature automatically according to the outdoor ambient temperature, which realizes intelligent control.

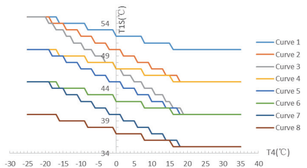

Zones control more flexibility

- More accurate low temperature area temperature control
- DC water pump accurate control of water flow and electromagnetic three-way valve cycle regulation to achieve stable low temperature heating

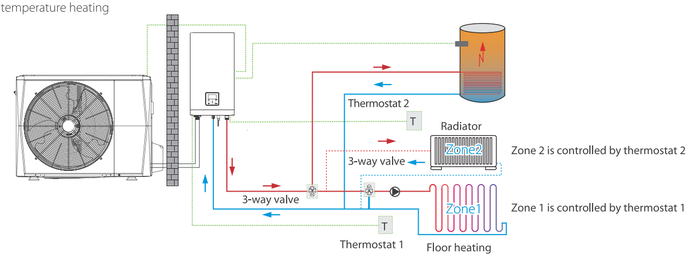

Hydronic adapter board is optional. With the help of hydronic box adapter board, maximum 8 thermostats for 8 rooms are available to control heat pump, which greatly improves the operation convenience.

USB function

- Realize setting transmission between wired controllers
- Realize program upgrade with one key and save the time of on-site installation

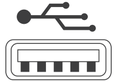

DHW pump function

The DHW pump function is used to return water in the water pipe net to the hot water tank according to set timer. With the function, when hot water is needed, hot water will flow out from tap immediately without waiting time.

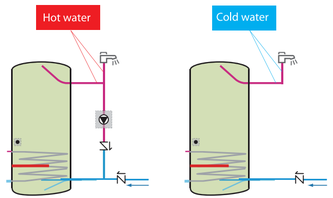

Disinfect function

The disinfect function is used to kill legionella by 60-70 °C water to ensure the health and safety.



Mode combination

There are 4 single operation mode (Cool, Heat, DHW, Auto) and 3 combined operation mode to meet different demands of using.

Auto & DHW mode

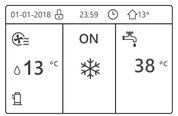

Cool & DHW mode

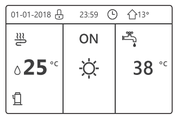

Heat & DHW mode

Fast DHW function

FAST DHW function is used to force the system to operate in DHW mode when hot water is needed urgently.

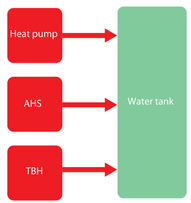

Additional control

- Remote control for ON/OFF, TBH, AHS
- Balance tank temperature sensor (field supplied) ensures accurate water temperature control

Unit Dimensions (Unit: mm)

Mono 4~6kW

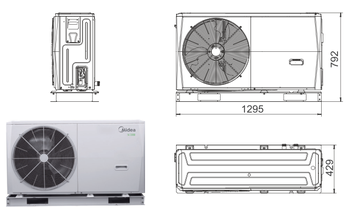

Mono 8~16kW

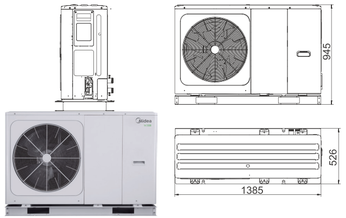

Split outdoor unit 4~6kW

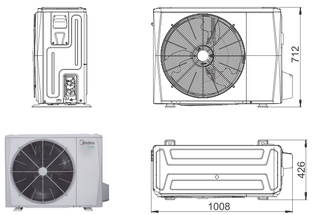

Split outdoor unit 8~16kW

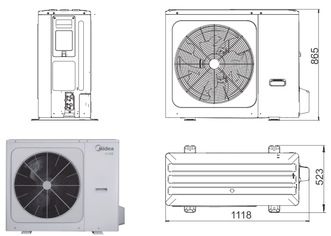
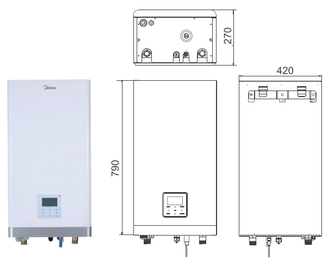
Split indoor unit